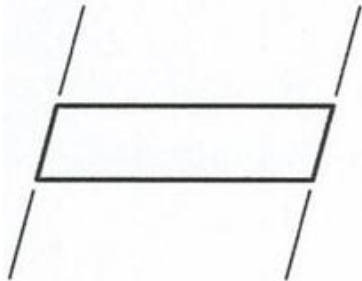
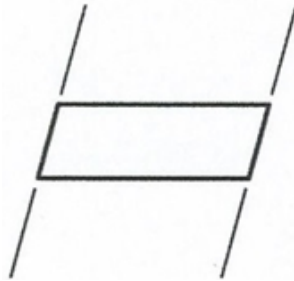


Stukjesblad

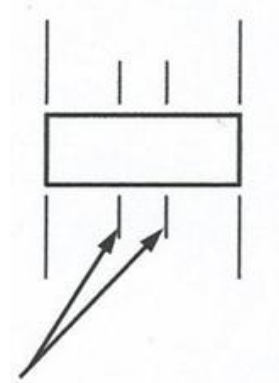
Stukje 1
Aantal: 1



Stukje 2
Aantal: 2

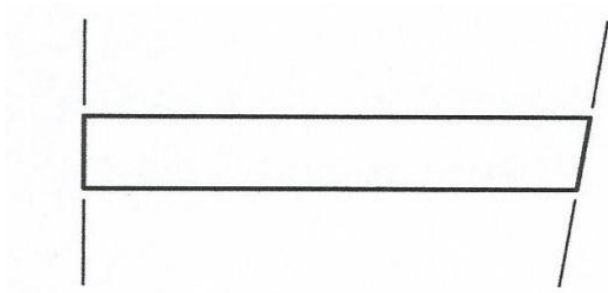


Stukje 3
Aantal: 2

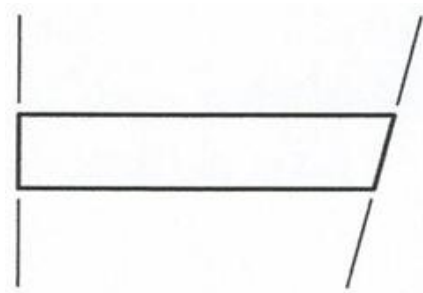


Zet deze streepjes op één van de twee stukjes. Niet knippen. (zie figuur 4)

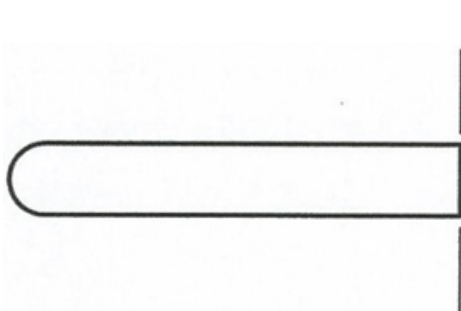
Stukje 4
Aantal: 2



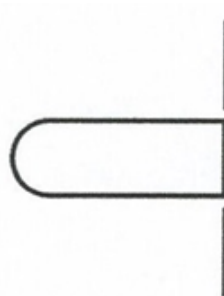
Stukje 5
Aantal: 1




Stukje 6
Aantal: 1



Stukje 7
Aantal: 1

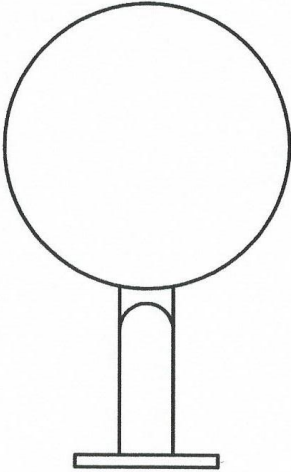


Stukje 8
Aantal: 1



Schietroosblad

Dit is het ontwerp van de schietroos.



Knip de rozen hier uit om te kleven.

